


Application of Crystal

- ▶ Radio communication
- ▶ TCXO
- ▶ Office automation equipment
- ▶ GPS
- ▶ Audio-visual equipment



Features

- ▶ Seam welding
- ▶ Excellent solderability
- ▶ Automatic and perfect packing due to emboss taping
- ▶ Excellent vibration resistance & shock resistance
- ▶ available
- ▶ Rohs compliant / Pb free



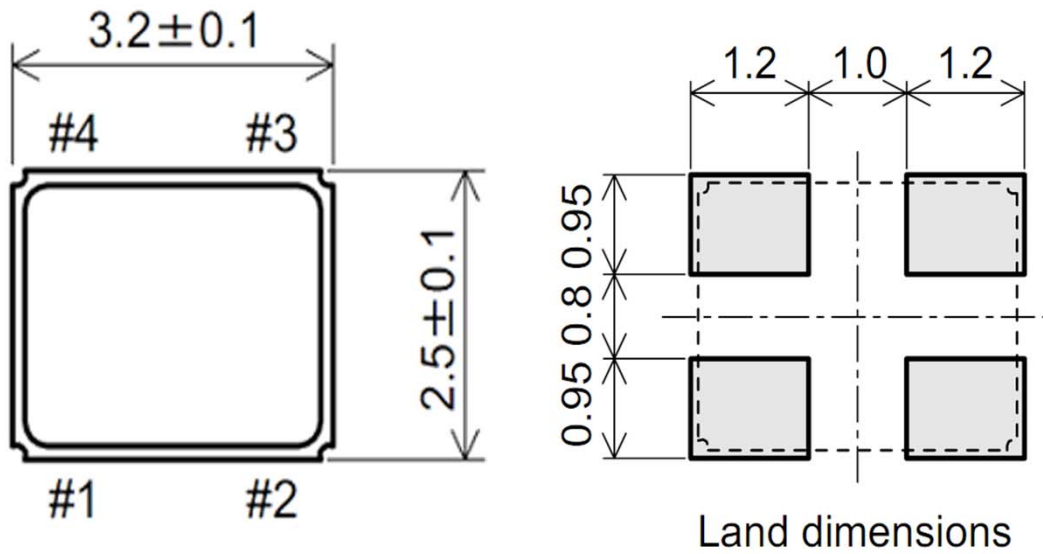
Electrical Specification

NO	Model	SMD TYPE CERAMIC (3x 2.5) TYPE
1	Frequency Range	12.0 ~ 54.0 MHz
2	Frequency Tolerance at 25°C±2°C	±10 ~ ±50 ppm (TYP.)
3	Frequency Stability Over Operating Range	±10 ~ ±50 ppm (TYP.)
4	Operating Temp Range	-10°C~ +60°C, -20°C~ +70°C or customer requirement
5	Load Capacitance	6 pF ~ 32 pF, series or special
6	Shunt Capacitance	7 pF Max.
7	Drive Level	0.1uW ~ 1000uW(TYP.: 100uW)
8	Insulation Resistance	500MΩ min / DC 100V±15V
9	Oscillation Mode	Fundamental, 3rd & 5th overtone
10	Measure Instrument	S&A 250B
11	Aging Rate	±3ppm/year

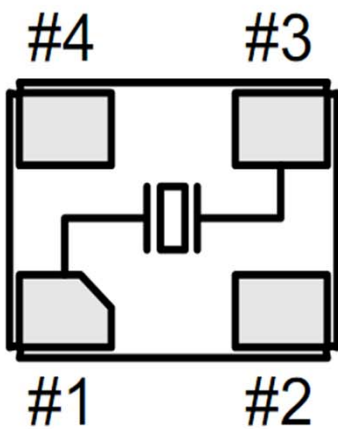
Equivalent Series Resistance(ESR) VS Frequency

NO	Frequency (MHz)	Oscillation Mode	SMD TYPE CERAMIC (3x 2.5)TYPE
1	12.0 ~ 13.0	Fundamental	120Ω MAX
2	13.1 ~ 20.0	Fundamental	100Ω MAX
	20.1 ~ 26.0	Fundamental	80Ω MAX
	26.1 ~ 54.0	3rd overtone	50Ω MAX

Dimensions (mm):



Internal connection



#2, #4 are connected to the metal lid(※1).
(Please connect to GND)

< Top view >

