

Oscillator (3.2x2.5) SMD Type



Application of Crystal

- ▶ PLL circuit
- ▶ Broad casting equipment
- ▶ AFC circuit
- ▶ Sonet/SDH.ATM
- ▶ FM modulator



Features

- ▶ High reliability for low cost
- ▶ Low-priced SMD-clock-oscillator
- ▶ Frequency stability from ± 20 to ± 100 ppm available
- ▶ Supply voltage of 1.8, 2.5, 2.8, 3.3 and 5.0 VDC deliverable
- ▶ Extended temperature range -40°C to $+105^{\circ}\text{C}$
- ▶ Rohs compliant / Pb free



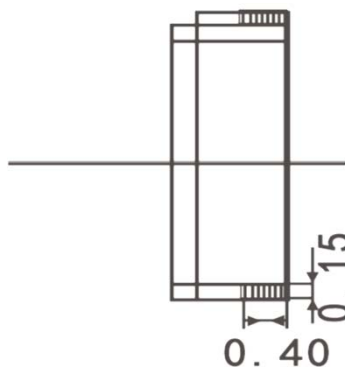
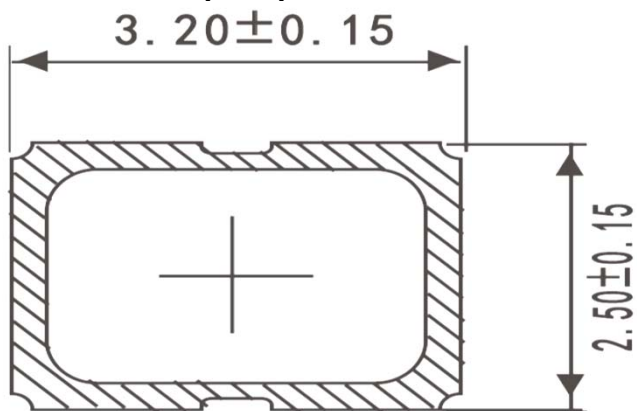
Electrical Specification

PARAMETERS	CONDITIONS	CHARACTERISTICS		UNITS
Power Supply Voltage	-	3.3 $\pm 10\%$	2.5 $\pm 10\%$	V
Frequency Range (fO)	-	1.544 ~ 80.000		MHz
Operating Temperature (TOPR)	-	0 ~ +70 Std. (Ext Temp Avail. See Table Below)		$^{\circ}\text{C}$
Storage Temperature (TSTG)	-	-55 ~ +125		$^{\circ}\text{C}$
Frequency Stability	All Conditions	$\pm 25, \pm 50, \pm 100$ max.		ppm
Current Consumption	1.544 ~ 9.999 MHz	8 max.	7 max.	mA
	10.000 ~ 34.999 MHz	10 max.	8 max.	
	35.000 ~ 49.999 MHz	25 max.	20 max.	
	50.000 ~ 80.000 MHz	35 max.	30 max.	
Aging	@ 25 $^{\circ}\text{C}$ $\pm 3^{\circ}\text{C}$	± 5 max.		ppm
Rise Time	10 ~ 90%VDD	7 max.	6 max.	ns
Fall Time	90 ~ 10%VDD	7 max.	6 max.	ns
PIN 1 Tri-State Function	Pin 1 = H or open	Output active at Pin 3		-
	Pin 1 = L	High Impedance at Pin 3		
Output Voltage	-	90 min.		%VDD
	-	10 max.		
Output Load	-	15 max.		pF
Output Symmetry	at 1/2 VDD	50 ± 10 (Std.) / 50 ± 5 (Option)		%
Start-Up Time (Ts)	-	10 max.		mS

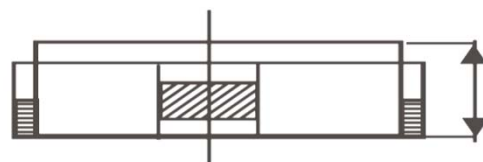
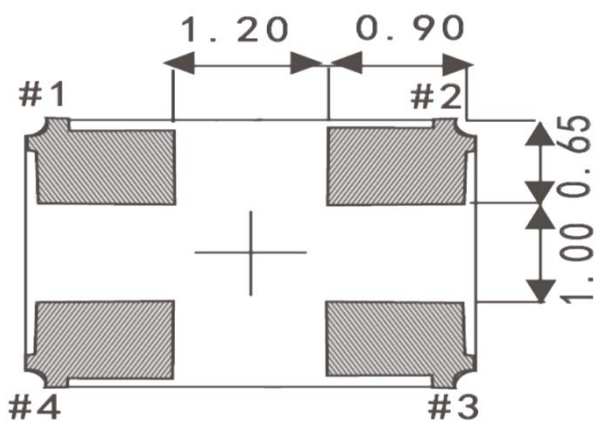
Oscillator (3.2x2.5) SMD Type



Dimensions (mm):



Solder pad layout



PIN NO	CONNECTION
# 1	N. C. (\overline{INH})
# 2	GND
# 3	OUTPUT
# 4	+V _{CC}